

Custom Stamp Order Form

Please photocopy this blank order form for future use



Fax: 01624 626345




You can place your order on-line at www.bridson-horrox.com

Account No. _____ **Order No.** _____ **Order Date.** _____

Your Name & Address _____ Delivery Address (if different) _____

Contact: _____ Tel: _____ **FAO:** _____

N.B. It is very important to supply a contact name for delivery.

Professional Line Built-in stamp pad	Printy Built-in stamp pad	Other
		
Quantity	Quantity	Quantity
Stamp Code	Stamp Code	Stamp Code
Actual size of impression	Actual size of impression	Actual size of impression
Length	Length	Length
Depth	Depth	Depth
Dater Model	-	Dater Model
<input type="checkbox"/> Upgrade to Multi Colour Impression (please tick)		<input type="checkbox"/> Pre-inked <input type="checkbox"/> Handstamp
<input type="checkbox"/> UPPER CASE	<input type="checkbox"/> Upper & Lower Case (please tick)	

STAMPS

Border Yes No

Format
 Rectangle
 Circle
 Oval

Layout
 Flush Left
 Centre
 Flush Right

Ink Colour
 Black
 Red
 Blue
 Green
 Violet
 Red/Blue (self inking daters)
 Ultra Violet



Do you need any stamp pads/ replacement pads?
ORDER HERE 

Please **PRINT CLEARLY BELOW** the wording you require. Please ensure you differentiate between letters and numbers e.g. S's and 5's. For stamps with logos or signatures please send **original black and white artwork** and order form by post. Alternatively send by email to sales@bridson-horrox.com - please fax all other orders.

Please print clearly in black ink only

Stamp Pad - Code	<input type="text"/>	Colour	Black <input type="checkbox"/>	Violet <input type="checkbox"/>
Quantity	<input type="text"/>		Red <input type="checkbox"/>	Red/Blue <input type="checkbox"/>
Replacement Pad - Code	<input type="text"/>		Blue <input type="checkbox"/>	(Replacement Pads)
Quantity	<input type="text"/>		Green <input type="checkbox"/>	Ultra Violet <input type="checkbox"/>

Multi Colour Impression Stamps are possible only on self-inking models. Simply select the colours you require on your MCI stamp - from a choice of 16 for each section of your stamp. You must allow a minimum gap of 2.5mm between each different colour section. The smallest dimension that any individual colour section can be is 6x6mm



Bridson & Horrox Limited
 Print House, Hills Meadow,
 Douglas, Isle of Man IM1 5EB.
 Telephone: (01624) 663311
 Facsimile: (01624) 626345
 Website: www.bridson-horrox.com